

Maths Home Learning Money

Please use these activities if you're finding the daily lesson pack a little tricky at the moment. These will help you develop your confidence.



Key Vocabulary


Key Vocabulary



pence



pounds



coins



notes



change



pay

Look at money.

Have a look at these coins.
These are the ones we use in the U.K.

You will probably have seen most of them – although the £50 note is not seen very often. I've never seen one!

There are numbers on the coins that help us know how much each one is worth.

Have a look at some real coins.
Can you find the numbers? Can you put them in order from smallest to biggest?



What do you notice?

British Money



What do you notice about the coins? What colour are they?

Do the colours change as the values get bigger?

We call the 1p and 2p copper coins. Some older people call them 'coppers'.

The 5p, 10p 20p and 50p are all silver coins.

The £1 and £2 coins are gold.

Can you think why the colour changes? Is there any link between how much a coin is worth and it's colour?


Learning Reminders

Recognise coins and find totals using a combination of coins.

Which coins can you use to pay for Teddy? Is there more than one way?




That's the smallest number of coins!



Learning Reminders

Recognise coins and find totals using a combination of coins.

Which coins can you use to pay for the clock? Is there more than one way?




That's the smallest number of coins!



Learning Reminders

Recognise coins and find totals using a combination of coins.

Which coins can you use to pay for the football? Is there more than one way?



Is this the smallest number of coins?

The football costs more than £1.

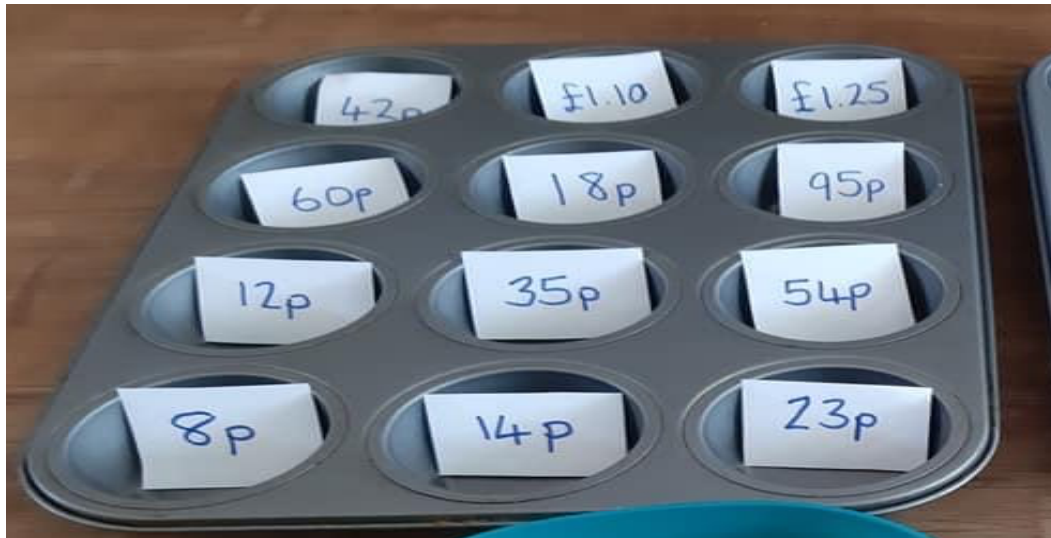
We use the pound sign at the start then use a decimal point to separate the pounds and pence.



Try This

Write some money amounts on paper and use real coins if you can to make them.

You don't need to use a cake tray if you haven't got one. You can just put the pieces of paper on the table or the floor.



Your Task 1

This should be done on paper

Making amounts using multiple coins

Look at the amounts below. Can you draw the coins for each one? You must always use 3 or more coins.

50p							
14p							
25p							
43p							
37p							
20p							
19p							

Challenge 2

This should be done on paper

Challenge:

Can you find a different way to make any of these amounts. Have a go and see if you can make 14p, 19p and 20p using a different combination of coins.



For example:

$$7p = 5p + 1p + 1p$$

$$7p = 5p + 2p$$

$$7p = 2p + 2p + 2p + 1p$$

Remember you must use real coins so you couldn't say $7p = 3p + 4p$ even though $3 + 4 = 7$ because 3p and 4p coins don't exist.

A bit stuck?

Try this if you're finding the tasks a bit tricky.

Things you will need:

- A pot of 1p, 2p, 5p and 10p coins (two of each)



What to do:

Take two coins out of the pot.

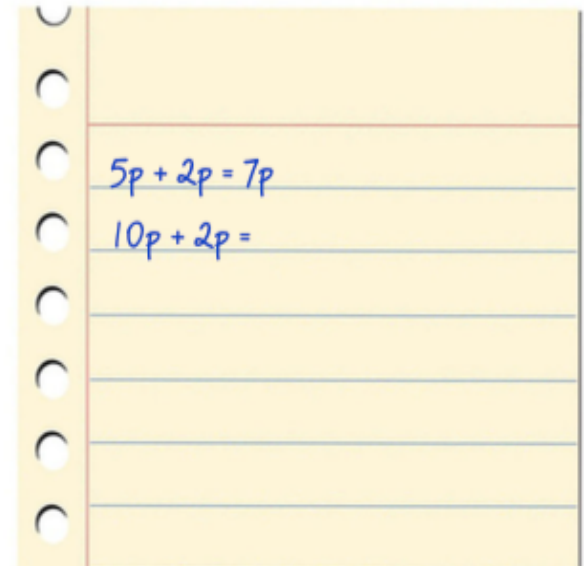
Put the coin with the bigger number on it first.

Count on the number on the other coin. Write the number sentence.

Put the coins back.

Pick two more coins. Find the total. Write the sum.

Write as many different number sentences as you can.



Next will be reviewing how to pay and give change

What Is Change?

When buying something, you need to make sure you have enough money.



You do not need to have **exactly** 75p, you could have any amount that is more than this.

If you had a £1 coin, you could use this to pay for the item. You also need to get back the **extra amount** you paid on top.



Learning Reminders

Count up to 50p to find change; Recall and apply pairs to ten.

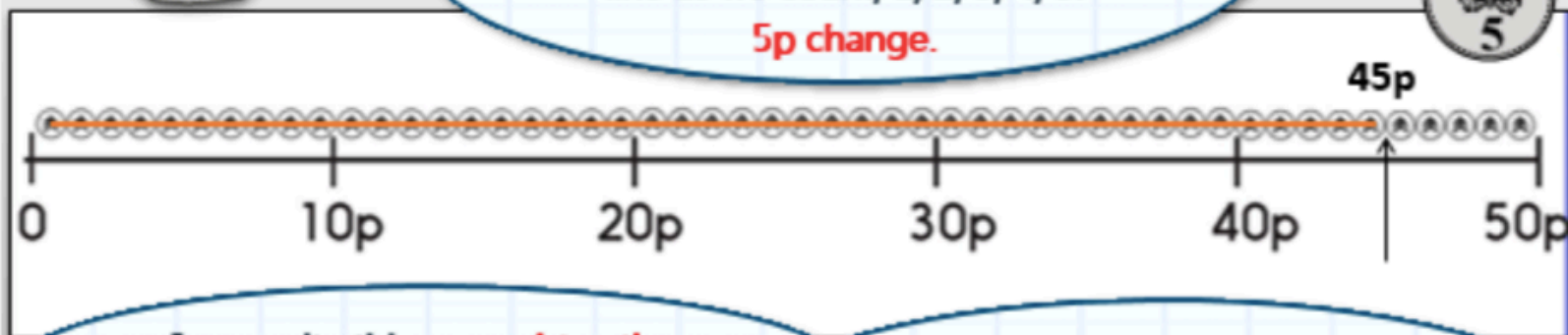


The pencil sharpener costs **45p**.
I'm going to pay with a **50p coin**. Let's see how to use our penny line to find the change...

We could count back 45 from 50 but that would take a long time so it is better to count up.
First mark on **45p**...

Then count up to 50.
We can touch the pennies on the line as we count, 1, 2, 3, 4, 5.

5p change.



I can write this as a **subtraction number sentence**.

$$50p - 45p = 5p$$

We can check with number facts:

$$5 + 5 = 10$$

so **45 + 5 must be 50.**

Learning Reminders

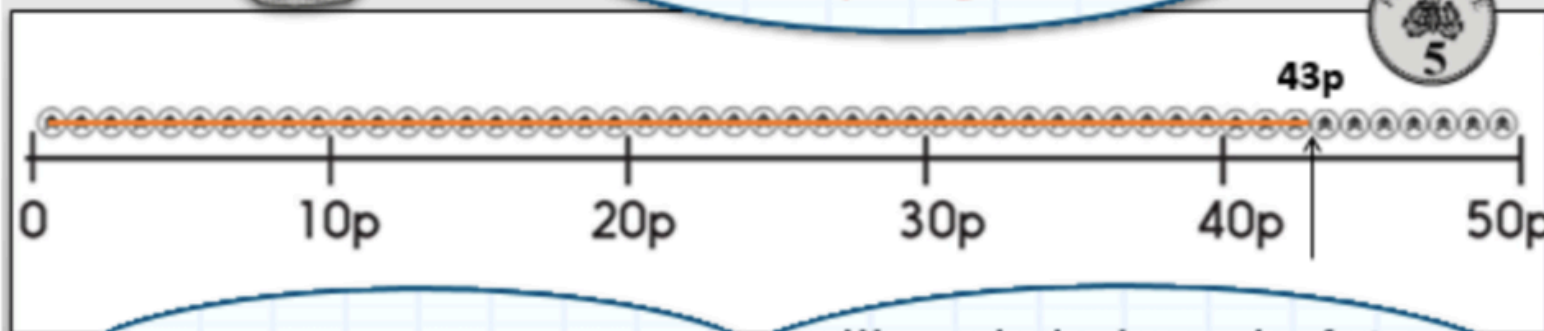
Count up to 50p to find change; Recall and apply pairs to ten.



The pencils costs **43p**.
You have **50p**. Work out
the change.

Mark on **43p**, then count up to
50 touching the pennies on the
line as we count, 1, 2, 3, 4, 5, 6, 7.

7p change.



What **subtraction number
sentence** can we write?

$$50p - 43p = 7p$$

We can check using number facts.

$$3 + 7 = 10$$

so **43 + 7 must be 50.**

Your Task 3

On paper, work out the change you would get from 20p.



How much change will you get from 20p if you spend the following amounts? Write the subtraction sentence for each amount.

6p

$$20p - 6p = 14p$$

8p

3p

10p

12p

9p

14p

Your Task 4

This is a lot trickier but I think you can do it, Use the number line to help you



How much change will you get from 50p if you spend the following amounts? Write the subtraction sentence for each amount.

46p

$$50p - 46p = 4p$$

48p

44p

41p

37p

35p

39p

24p

18p

27p

A bit stuck?

Try this if you're finding the tasks a bit tricky.

Things you will need:

- 1p, 2p, 5p and 10p coins
- Money lines
- A pencil



What to do:

Work with a partner and use the stickers on the next slide.

Take it in turns to be the shopkeeper and the customer.







The customer chooses a sticker and gives the shopkeeper 20p.

The shopkeeper uses the money line to find the change from 20p.

The shopkeeper gives the change to the customer. Both people write the change by the sticker. 11p


A bit stuck?

Try this if you're finding the tasks a bit tricky.

 Change <input type="text"/> p	 Change <input type="text"/> p	 Change <input type="text"/> p
 Change <input type="text"/> p	 Change <input type="text"/> p	 Change <input type="text"/> p
 Change <input type="text"/> p	 Change <input type="text"/> p	 Change <input type="text"/> p

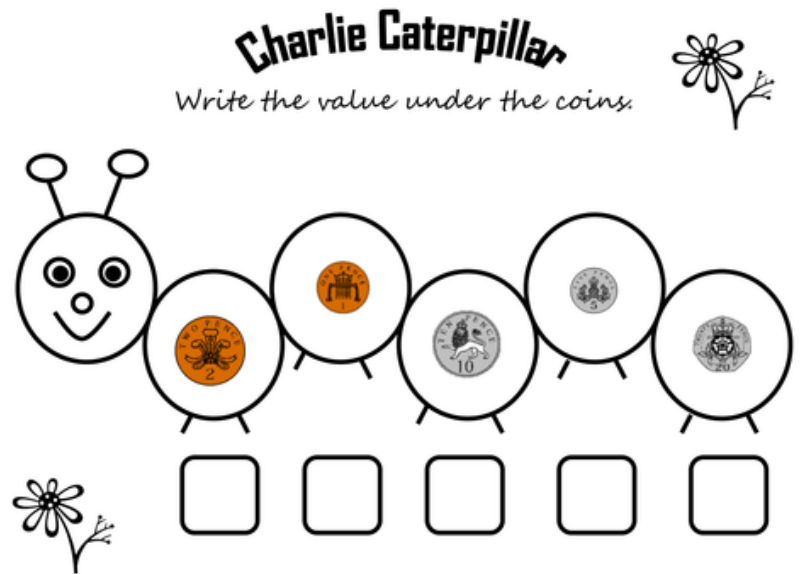
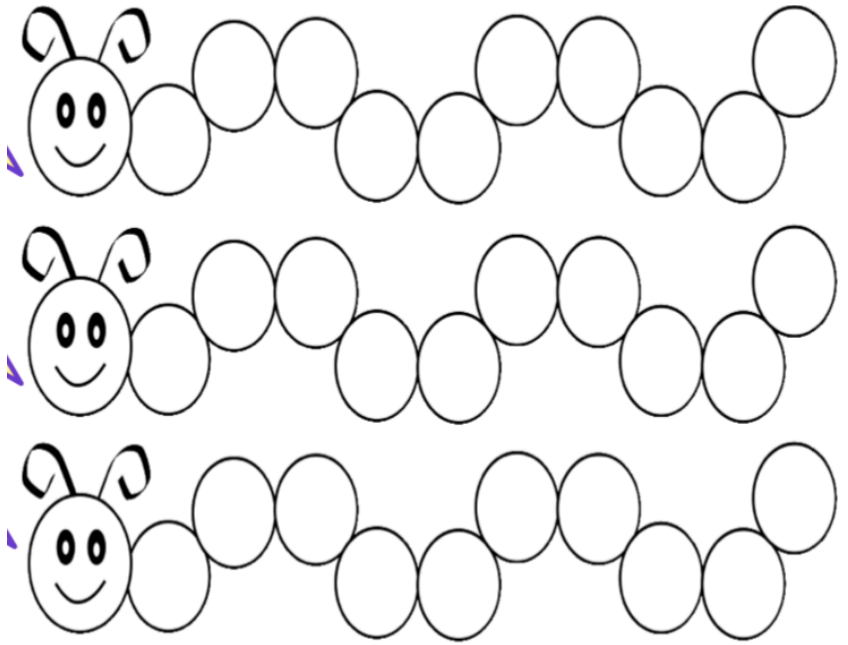
Challenge:

Use other coins, not just pennies to give the change.



Why not try?

Make a money caterpillar. Choose an amount. Make it with different coins and write the totals underneath. Add them up to check you're right.



Shopping

Why not set up a shop using your toys or things you find around the house – check with mum or dad that you can use them first.

Play shops with your family members. You could be the shopkeeper and work out the change.



Well done Year 2; you are brilliant learners.

I'd love to see some photos of your work.

Send them to me at

year2@st-jo-st.dudley.sch.uk

Stay safe and well

